



### District Report Card: 2017


<b>State:</b> Manipur	<b>District:</b> Chandel
<b>Class:</b> 5	<b>Subject:</b> Language
<b>Schools:</b> 56	<b>Students:</b> 400


### Participation/Coverage


#### Students

<div>GENDER</div> <div></div>	Boys		Girls	
	Number	%	Number	%
	208	52.00	192	48.00

<div>AREA</div> <div></div>	Rural		Urban	
	Number	%	Number	%
	366	91.50	34	8.50

<div>CATEGORY</div> <div></div>	SC		ST		OBC		GEN	
	Number	%	Number	%	Number	%	Number	%
	6	1.50	378	94.50	5	1.25	11	2.75

<div>CWSN</div> <div></div>	LD	VI	HI	S&LD	ID	Oth
	0	0	1	1	0	11

<div>Management</div> <div></div>	Government		Government-aided	
	Number	%	Number	%
	336	84.00	64	16.00

### Average Performance of Students in Language (%)

Overall	Gender		Area		Management		Social Group			
	Male	Female	Rural	Urban	Govt.	Aided	SC	ST	OBC	GEN
65.65	66.41	64.83	68.01	40.20	66.87	59.27	71.11	66.00	86.67	41.21

### Performance on Learning Outcomes (LOs)

Learning Outcomes	Description	Average Performance(%)
L504	Reads and comprehends independently storybooks, news items/ headlines, advertisements etc.	63.75
L508	Reads text with comprehension, locates details and sequence of events	66.60

Range of Performance of Students who Answered Correctly							
Below 30%		30% - 50%		50% - 75%		Above 75%	
Number	%	Number	%	Number	%	Number	%
42	10.50	63	15.75	127	31.75	168	42.00

### Lowest Performing Learning Outcomes (LOs)

- 1 - Reads and comprehends independently storybooks, news items/ headlines, advertisements etc. (63.75)
- 2 - Reads text with comprehension, locates details and sequence of events (66.60)